




# CURRENT Options

Choose the energy source and rate plan that's right for you.





Palmdale residents who qualify for CARE or FERA rates can also choose the power provider and energy mix which best meets their family's needs. Energy for Palmdale's Independent Choice (EPIC) and Southern California Edison (SCE) encourage you to compare your choices and pick what's best for you.

For more information, please contact **SCE** at **800-974-2356** and **EPIC** at **661-267-5419**.

# Understanding Your Energy Choices

## 2023 Schedule D-CARE Residential Rate Comparison\*

	 SOUTHERN CALIFORNIA EDISON® Energy for What's Ahead®	 ENERGY FOR PALMDALE'S INDEPENDENT CHOICE	
	SCE	EPIC Power	EPIC Power100 100% Renewable
Generation Rate (\$/kWh)	\$0.16503	\$0.14621	\$0.15621
SCE Delivery Rate (\$/kWh)	\$0.07325	\$0.07325	\$0.07325
Surcharges (\$/kWh)	N/A	\$0.01746	\$0.01746
Total Costs (\$/kWh)	\$0.23828	\$0.23692	\$0.24692
<b>Average Monthly Bill (\$)</b>	<b>\$135.58</b>	<b>\$134.81</b>	<b>\$140.50</b>

Monthly Usage: 569 kWh

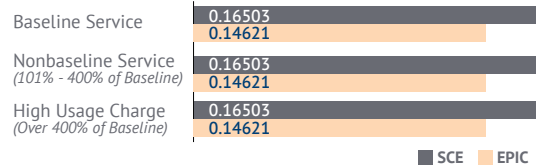
\*This comparison illustrates the estimated electricity costs for a typical residential customer within the jurisdiction of the City of Palmdale with an average monthly consumption of 569 kilowatt-hours (kWh). This comparison is based on billed usage from January 1, 2022 to December 31, 2022 for all applicable SCE Schedule D-CARE service accounts within the jurisdiction of the City of Palmdale, SCE's published rates as of June 1, 2023, and EPIC's published rates as of February 1, 2023.

**Generation Rate** reflects the cost of producing or purchasing electricity to power your home. This rate will vary depending on your service and provider and rate plan.

**SCE Delivery Rate** is a charge assessed by SCE to deliver electricity to your home. This rate depends on usage.

**Surcharges** represents the Cost Responsibility Surcharge (CRS) and Franchise Fee (FF) that are applicable to Community Choice Aggregation (CCA) customers. The CRS includes the Power Charge Indifference Adjustment (PCIA), which is either a charge or credit, designed to ensure that SCE's previously committed generation resource costs are not shifted to SCE's remaining customers. SCE bundled customers who participate in SCE's optional Green Rate Program also pay a PCIA charge. The FF recovers taxes owed to a city in exchange for allowing SCE to utilize electrical distribution lines through the property of the city. SCE acts as the collection agency for the FF surcharge which is levied by cities and counties for all customers.

### Electric Generation Rates Price (\$ per kWh)



## Electric Power Generation Mix\*

	SCE	EPIC Power	EPIC Power100 100% Renewable
Specific Purchases	Percent of Total Retail Sales (kWh)		
<b>Renewable Procurements</b>	<b>33.2%</b>	<b>34.3%</b>	<b>100.0%</b>
• Biomass & Biowaste	0.1%	0%	0%
• Geothermal	5.7%	0%	0%
• Eligible Hydroelectric	0.5%	0%	0%
• Solar	17.0%	5.7%	0%
• Wind	9.8%	28.6%	100%
<b>Coal</b>	<b>0%</b>	<b>0%</b>	<b>0%</b>
<b>Large Hydroelectric</b>	<b>3.4%</b>	<b>0%</b>	<b>0%</b>
<b>Natural Gas</b>	<b>24.7%</b>	<b>0%</b>	<b>0%</b>
<b>Nuclear</b>	<b>8.3%</b>	<b>22.9%</b>	<b>0%</b>
<b>Other</b>	<b>0.1%</b>	<b>0%</b>	<b>0%</b>
<b>Unspecified Power**</b>	<b>30.3%</b>	<b>42.8%</b>	<b>0%</b>
<b>Total</b>	<b>100%</b>	<b>100%</b>	<b>100%</b>

\*SCE's generation data represents data for 2022. EPIC's generation represents 2022 data.

\*\*Unspecified sources of power mean electricity from transactions that are not traceable to specific generation sources.

For specific information about the power generation mix, contact SCE at 800-974-2356 and EPIC at 661-267-5419.

If this comparison does not address your current rate plan, or if you have further questions, please visit us online at [PalmdaleEpicEnergy.com](https://PalmdaleEpicEnergy.com) or [SCE.com/CCA](https://SCE.com/CCA), under Program Enrollment.

EPIC Privacy Notice is available at [PalmdaleEpicEnergy.com/privacy-policy/](https://PalmdaleEpicEnergy.com/privacy-policy/).