




CURRENT Options

Choose the energy source and rate plan that's right for you.





When you live in Palmdale, you're free to choose the electric service provider and plan that best meets your energy needs. Energy for Palmdale's Independent Choice (EPIC) and Southern California Edison (SCE) encourage you to compare the options before you decide.

For more information, please contact **EPIC** at **661-267-5419** and **SCE** at **800-974-2356**.

Understanding Your Energy Choices

2024 Schedule D Residential Rate Comparison*

	 SOUTHERN CALIFORNIA EDISON® Energy for What's Ahead®	 ENERGY FOR PALMDALE'S INDEPENDENT CHOICE	
	SCE	EPIC Power	EPIC Power100 100% Renewable
Generation Rate (\$/kWh)	\$0.14921	\$0.16120	\$0.17120
SCE Delivery Rate (\$/kWh)	\$0.21209	\$0.20648	\$0.20648
Surcharges (\$/kWh)	N/A	\$0.00737	\$0.00737
Total Costs (\$/kWh)	\$0.36130	\$0.37505	\$0.38505
Average Monthly Bill (\$)	\$187.88	\$195.03	\$200.23

Monthly Usage: 520 kWh

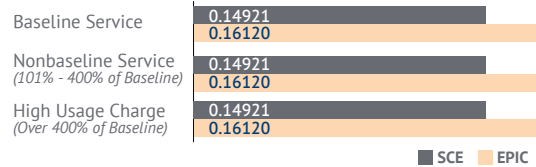
*This comparison illustrates the estimated electricity costs for a typical residential customer within the jurisdiction of the City of Palmdale with an average monthly consumption of 520 kilowatt-hours (kWh). This comparison is based on billed usage from January 1, 2023 to December 31, 2023 for all applicable SCE Schedule D (non-CARE) service accounts within the jurisdiction of the City of Palmdale, SCE's published rates as of March 1, 2024, and EPIC's published rates as of February 1, 2024.

Generation Rate reflects the cost of producing or purchasing electricity to power your home. This rate will vary depending on your service and provider and rate plan.

SCE Delivery Rate is a charge assessed by SCE to deliver electricity to your home. This rate depends on usage.

Surcharges represents the Cost Responsibility Surcharge (CRS) and Franchise Fee (FF) that are applicable to Community Choice Aggregation (CCA) customers. The CRS includes the Power Charge Indifference Adjustment (PCIA), which is either a charge or credit, designed to ensure that SCE's previously committed generation resource costs are not shifted to SCE's remaining customers. SCE bundled customers who participate in SCE's optional Green Rate Program also pay a PCIA charge. The FF recovers taxes owed to a city in exchange for allowing SCE to utilize electrical distribution lines through the property of the city. SCE acts as the collection agency for the FF surcharge which is levied by cities and counties for all customers.

Electric Generation Rates Price (\$ per kWh)



Electric Power Generation Mix*

	SCE	EPIC Power	EPIC Power100 100% Renewable
Specific Purchases	Percent of Total Retail Sales (kWh)		
Renewable Procurements	33.2%	34.3%	100.0%
• Biomass & Biowaste	0.1%	0%	0%
• Geothermal	5.7%	0%	0%
• Eligible Hydroelectric	0.5%	0%	0%
• Solar	17.0%	5.7%	0%
• Wind	9.8%	28.6%	100%
Coal	0%	0%	0%
Large Hydroelectric	3.4%	0%	0%
Natural Gas	24.7%	0%	0%
Nuclear	8.3%	22.9%	0%
Other	0.1%	0%	0%
Unspecified Power**	30.3%	42.8%	0%
Total	100%	100%	100%

*SCE's generation data represents data for 2022. EPIC's generation represents 2022 data.

Please note that Energy for Palmdale Independent Choice's and SCE's 2023 Power Mix numbers will be available approximately after September 1, 2024. Please visit the California Energy Commission webpage for 2023 Power Mix numbers at www.energy.ca.gov/programs-and-topics/programs/power-source-disclosure-program/power-content-label.

**Unspecified sources of power mean electricity from transactions that are not traceable to specific generation sources.

For specific information about the power generation mix, contact EPIC at 661-267-5419 and SCE at 800-974-2356.

If this comparison does not address your current rate plan, or if you have further questions, please visit us online at PalmdaleEpicEnergy.com or SCE.com/CCA, under CCAs within SCE's Service Area.

EPIC Privacy Notice is available at PalmdaleEpicEnergy.com/privacy-policy/.